MERCADO

FIXED DRIVE STATION

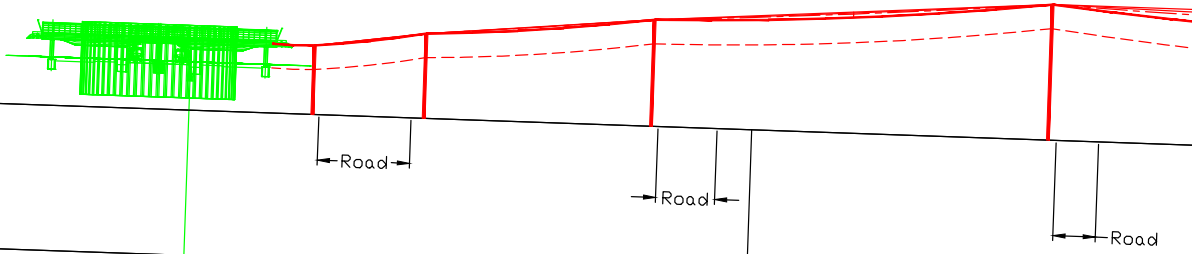
Road
Road
Road
-30.00 m

Ground			
Elevation (m)	0.00	0.00	
Horizontal distance cumulated (m)	-66.55	118.81	

TOWERS	Ref S1	T1	T2	T3	T4
NUMBER	Ref S1	T1	T2	T3	T4
Bottom tower abscissa (m)	2.50	28.00	51.00	98.00	180.00
Bottom tower elevation (m)	10.00	0.00	0.00	0.00	0.00
Tower height (m)		14.25	17.50	22.00	28.00
Tower inclination (%)		0.00	0.00	0.00	0.00
Equipement Uphill/Downhill		12C/12C	4S/4S	4S/4S	10S/10S

LEGEND

- Span chord line
- Rope only
- Rope with empty vehicles
- Rope with loaded vehicles
- Path of bottom loaded vehicles +20%

QUITO GD10 SUD MERCADO MAYORISTA – MENA DOS – LOS CRIOLLOS 20/01/2015 1/1000 Profil inclination: 2 degres. File Name: PL_902_B.DWG

Snow depth: 0.00 m. Vehicle depht: 4.97 m. Number Line Calculation Note: QT 214.1773 NCL 639 B.

Lengh of ground clearance between 30.00 m & 60.00 m without snow: 47.00 m < 381.19 m permissible.

THIS DOCUMENT IS PROPERTY OF DCSA INGENIEUR CONSEIL. IT CAN NEITHER BE DUPLICATED NOR COMMUNICATED WITHOUT EXPRESSED AND SIGNED AUTHORIZATION.

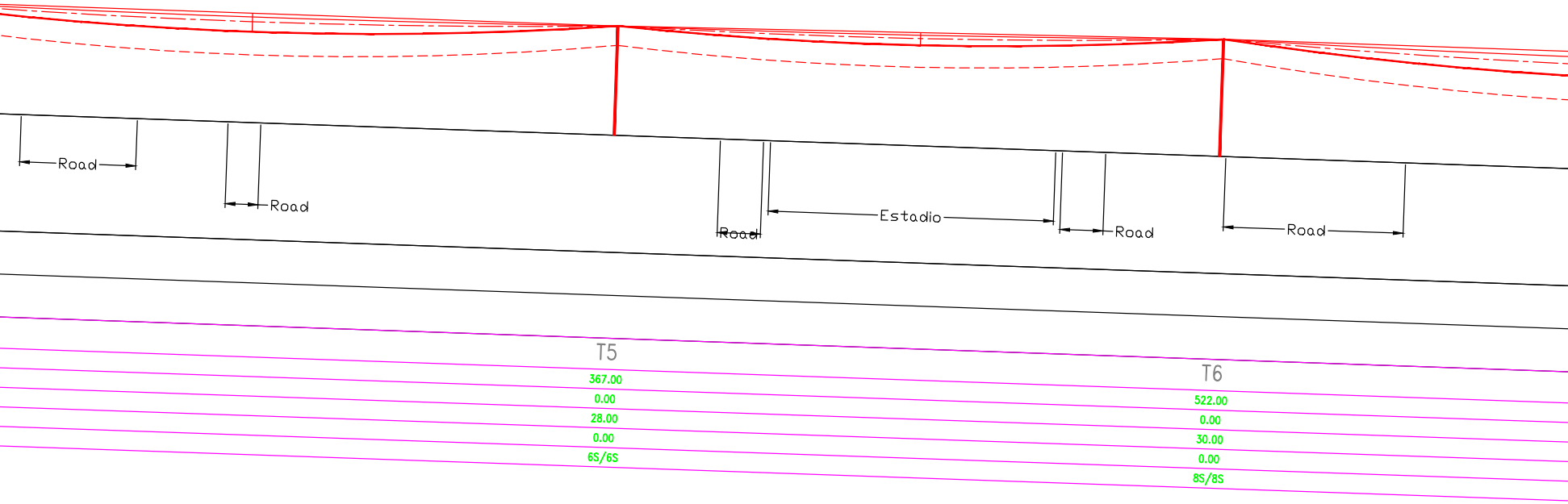
Road
Road
Road
Estadio
Road
Road
T5
367.00
0.00
28.00
0.00
6S/6S
T6
522.00
0.00
30.00
0.00
8S/8S

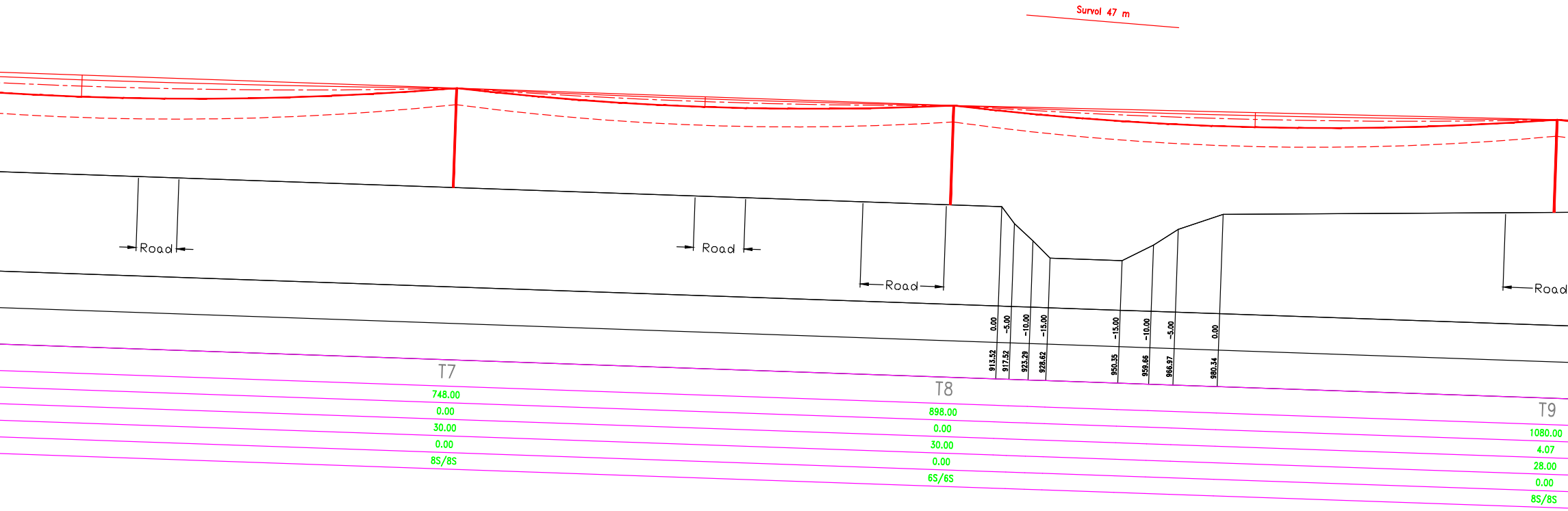
Survol 47 m
Road
Road
Road
Road
0.00
-5.00
-10.00
-15.00
-15.00
-10.00
-5.00
0.00
913.52
917.52
923.29
928.62
950.35
959.66
966.97
980.34
T7
748.00
0.00
30.00
0.00
8S/8S
T8
898.00
0.00
30.00
0.00
6S/6S
T9
1080.00
4.07
28.00
0.00
8S/8S

	SIG COORDINATES		
	X	Y	Z
S1	496 205.56	9 970 194.62	10.00
T1	496 184.47	9 970 208.94	0.00
T2	496 165.44	9 970 221.86	0.00
T3	496 126.55	9 970 248.26	0.00
T4	496 058.70	9 970 294.31	0.00
T5	495 903.98	9 970 399.34	0.00
T6	495 775.74	9 970 486.40	0.00
T7	495 588.75	9 970 613.33	0.00
T8	495 464.65	9 970 697.57	0.00
T10	495 161.00	9 970 903.70	8.20
T11	495 007.93	9 971 007.60	12.29
T12	494 861.49	9 971 107.01	15.94
S2/S3	494 834.18	9 971 125.54	35.00

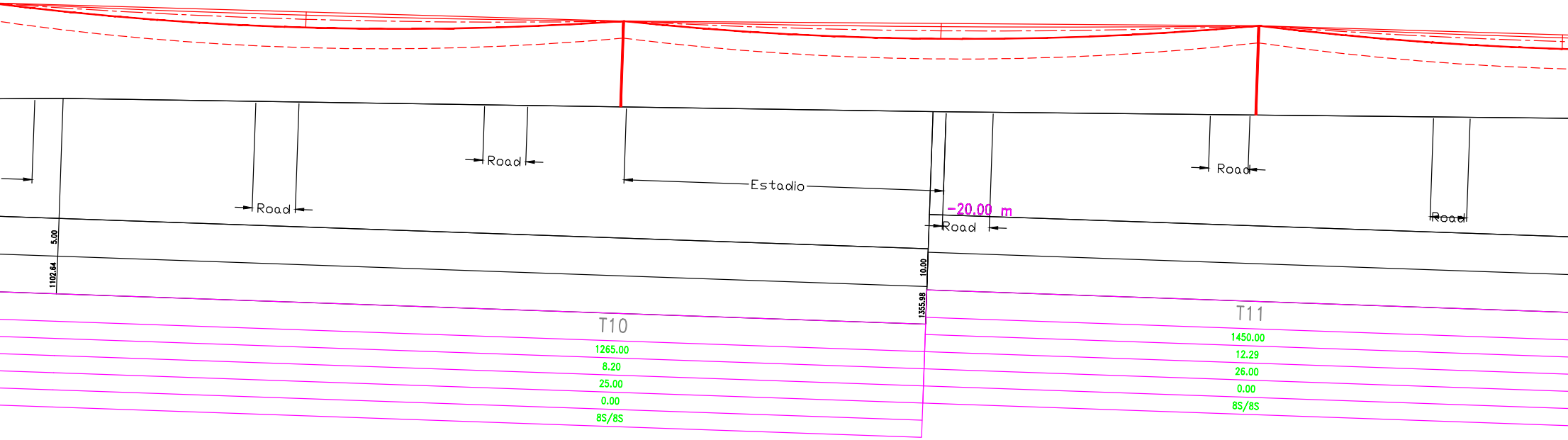

Road
Road
Estadio
-20.00 m
Road
Road
Road
5.00
1102.64
10.00
1355.98
T10
1265.00
8.20
25.00
0.00
8S/8S
T11
1450.00
12.29
26.00
0.00
8S/8S

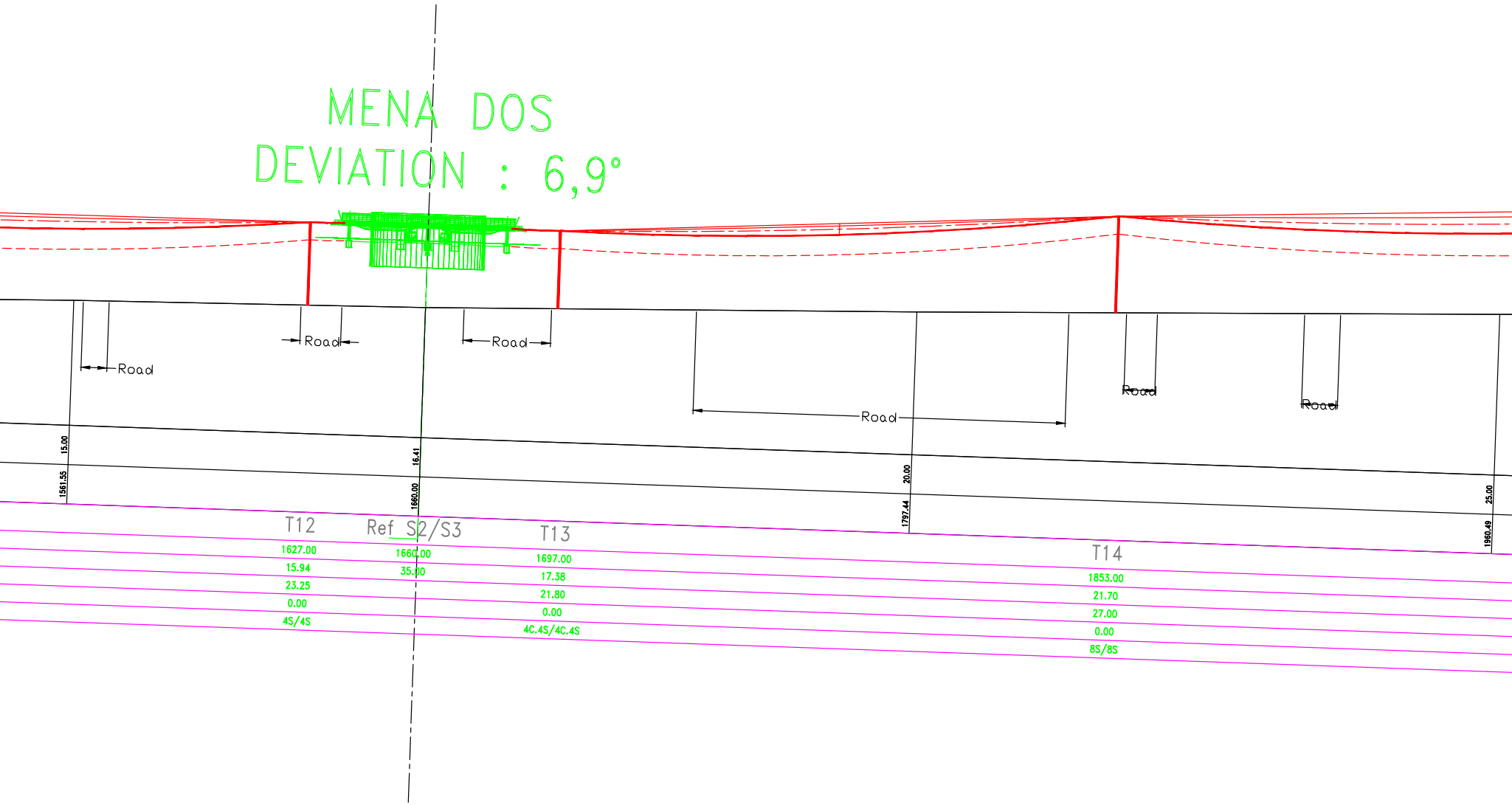
MENA DOS
DEVIATION : 6,9°
Road
Road
Road
Road
Road
Road
15.00
1561.55
16.41
1660.00
20.00
1797.44
25.00
1960.49
T12
1627.00
15.94
23.25
0.00
4S/4S
Ref_S2/S3
1660.00
35.00
T13
1697.00
17.38
21.80
0.00
4C.4S/4C.4S
T14
1853.00
21.70
27.00
0.00
8S/8S

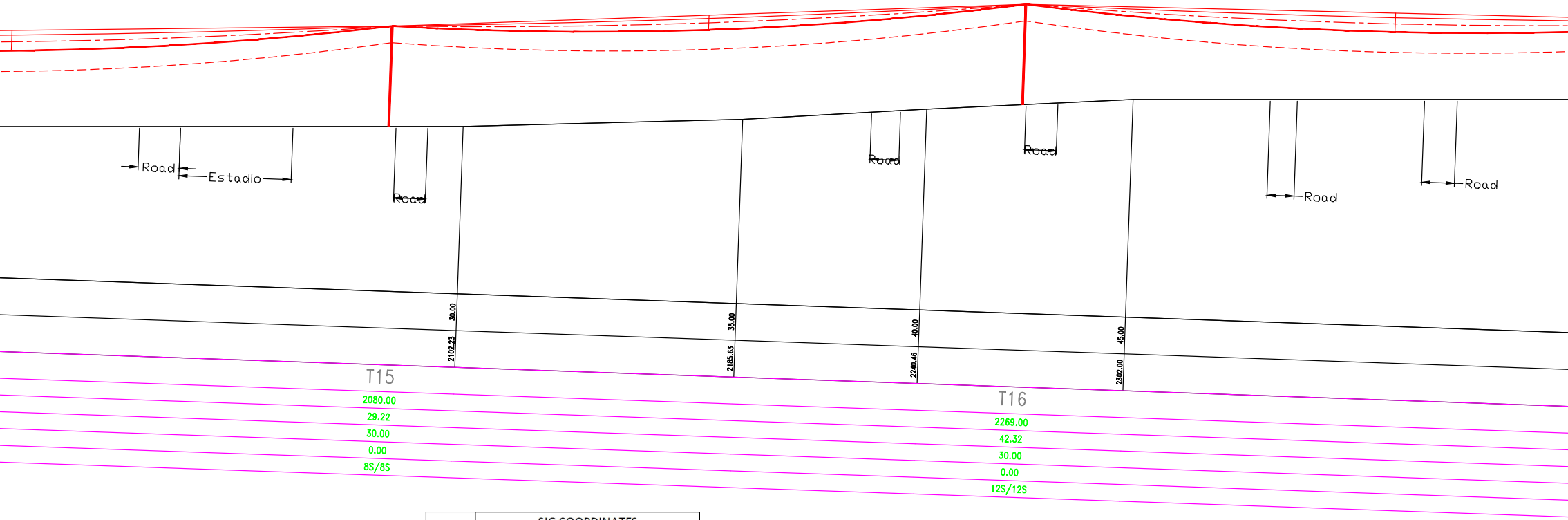
Road
Estadio
Road
Road
Road
Road
Road
30.00
2102.23
35.00
2185.63
40.00
2240.46
45.00
2302.00
T15
2080.00
29.22
30.00
0.00
8S/8S
T16
2269.00
42.32
30.00
0.00
12S/12S

	SIG COORDINATES		
	X	Y	Z
S2/S3	494 834.18	9 971 125.54	35.00
T13	494 801.29	9 971 142.49	17.38
T14	494 662.62	9 971 213.94	21.70
T15	494 460.83	9 971 317.91	29.22
T16	494 292.82	9 971 404.48	42.32
T17	494 096.36	9 971 505.70	52.77
T18	494 047.47	9 971 530.89	57.43
S4	494 020.80	9 971 544.63	65.00

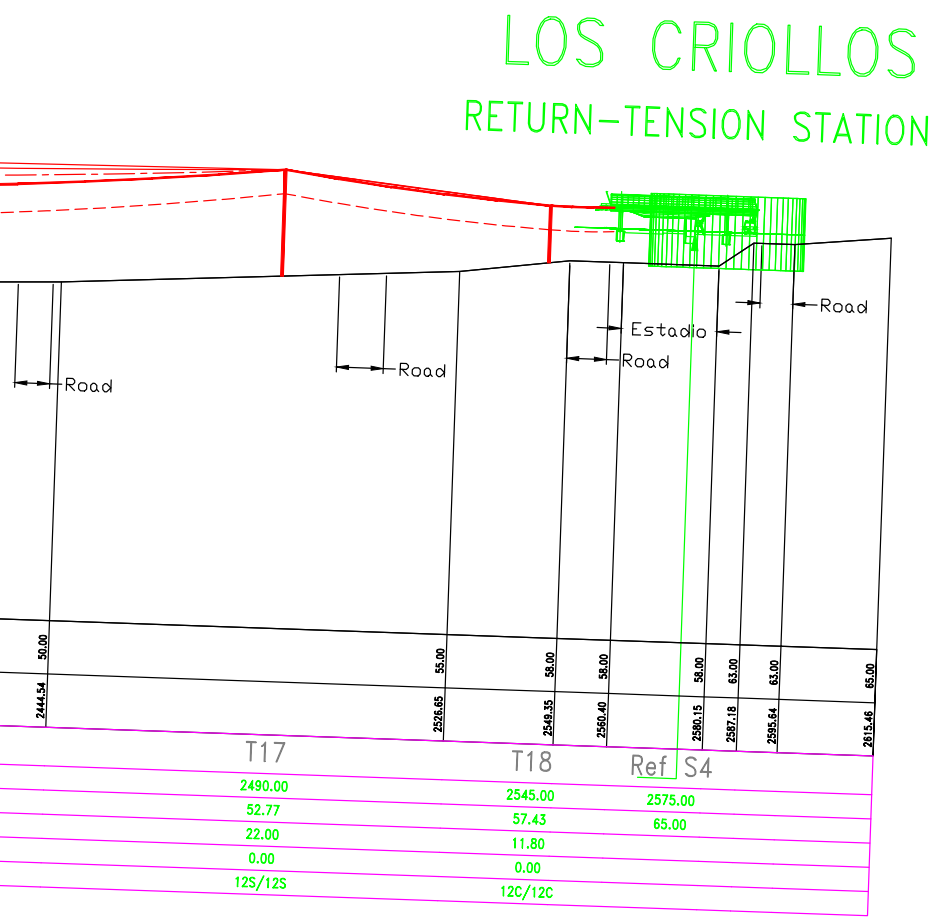
LOS CRIOLLOS
RETURN–TENSION STATION
Road
Road
Road
Estadio
Road
50.00
2444.54
55.00
2526.65
58.00
2549.35
58.00
2560.40
58.00
2580.15
63.00
2587.18
63.00
2595.64
65.00
2615.46
T17
2490.00
52.77
22.00
0.00
12S/12S
T18
2545.00
57.43
11.80
0.00
12C/12C
Ref S4
2575.00
65.00

GROUND ORIGIN :
- SIG

CALCULATION HYPOTHESES :
- Direction of travel : clokwise or anti–clockwise – Up = to define.
- Snow depth : 0.00 m on–piste & off–piste.

OBSERVATIONS :
- Levels of buildings need to be clarified.

QUITOCABLE

GD10 SUD

MERCADO MAYORISTA - MENA DOS - LOS CRIOLLOS

SPECIFICATIONS

- TYPE : GONDOLA 10 PLACES
- LENGTH OF ROPEWAY : 2541.04 m
- VERTICAL RISE : 55.00 m
- CAPACITY : 3600 p/h
- ROPE SPEED : 6.00 m/s
- TRAVEL TIME : 9.84 min
- DIST. BETWEEN 2 VEHICLES :60.00 m
- NB OF VEHICLES ON THE LINE : 85 u
- ROPE DIAMETER : 52.00 mm
- DRIVE LOCATION :MERCADO MAYORISTA
- TENSION LOCATION : LOS CRIOLLOS
- To TENSION SUM : 85000 daN
- MOTOR POWER : 642 KW
- DRIVE BULLWHELL D. : 4.80 m
- MAX TORQUE : 35791 m.daN

B	20/01/2015 M.GILLARD	20/01/2015 M.GILLARD	20/01/2015 N.BLANDON	Biloxi station position = Los Criollos.
A	30/10/2014 M.GILLARD	30/10/2014 M.GILLARD	30/10/2014 N.BLANDON	Document creation Documents and reservations, see inset
Revision	Visa Date Name	Visa Date Name	Visa Date Name	MODIFICATION
	DESIGNED	CHECKED	APPROVED	

Municipalidad de Quito

DCSA
43 Bd des Alpes 38240 MEYLAN (FRANCE)

Consulting Engineer
GRENOBLE FRANCE

DCSA ingénieur conseil

MONOCAO

LONGITUDINAL PROFIL

Date: 20/01/2015

Scale: 1/1000

Phase
EXE ☐
DESIGN ☒

DRAWING NUMBER

QT 214.1773 PL 902 B