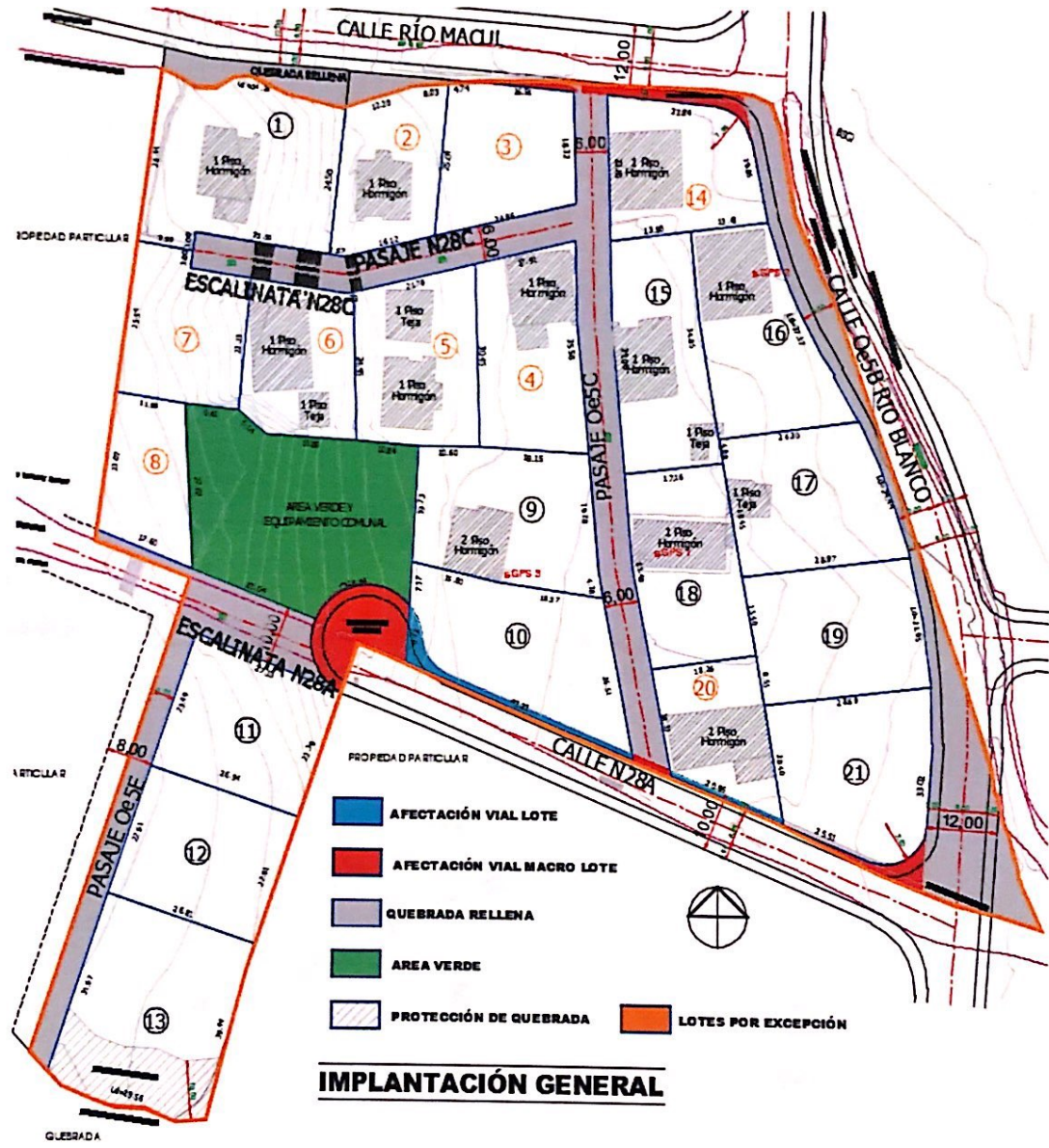


## ANEXO 3

### PLANO GENERAL DEL ASENTAMIENTO

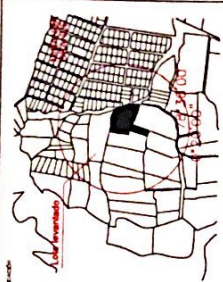
UERB OFICINA CENTRAL: Grialdo Miño s/n y Av. Ilaló PBX: 3989300 ext. 22962 / 22965



Urb OFICINA CENTRAL: Grialdo Miño s/n y Av. Ilaló PBX: 3989300 ext. 22962 / 22965

162 Asiento asento

169 Ciento sesenta y nueve



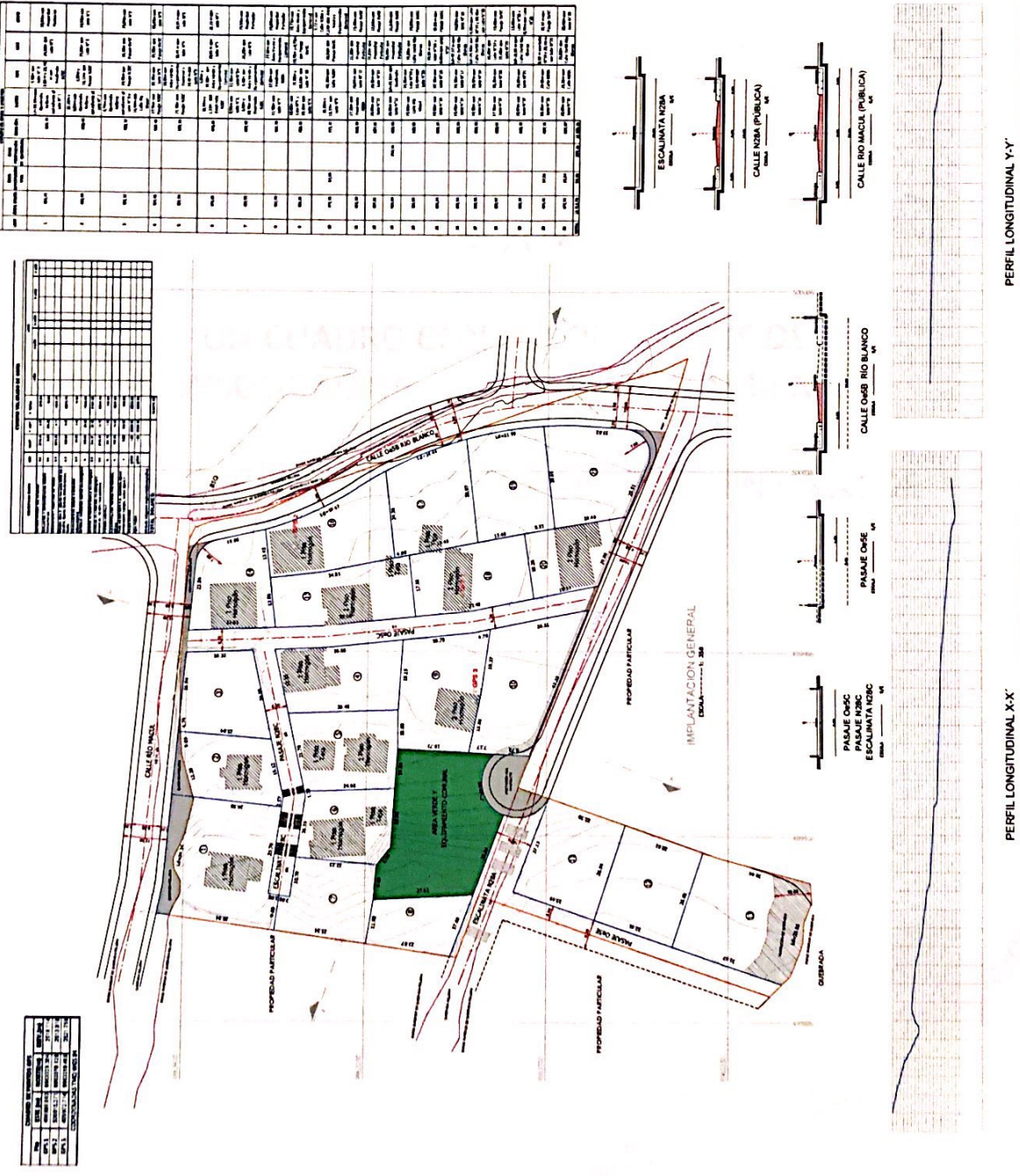
| PROPIEDAD | AREA | VALOR | IMPUESTO |
|-----------|------|-------|----------|
| 1         | 1000 | 10000 | 1000     |
| 2         | 1000 | 10000 | 1000     |
| 3         | 1000 | 10000 | 1000     |
| 4         | 1000 | 10000 | 1000     |
| 5         | 1000 | 10000 | 1000     |
| 6         | 1000 | 10000 | 1000     |
| 7         | 1000 | 10000 | 1000     |
| 8         | 1000 | 10000 | 1000     |
| 9         | 1000 | 10000 | 1000     |
| 10        | 1000 | 10000 | 1000     |
| 11        | 1000 | 10000 | 1000     |
| 12        | 1000 | 10000 | 1000     |
| 13        | 1000 | 10000 | 1000     |
| 14        | 1000 | 10000 | 1000     |
| 15        | 1000 | 10000 | 1000     |
| 16        | 1000 | 10000 | 1000     |
| 17        | 1000 | 10000 | 1000     |
| 18        | 1000 | 10000 | 1000     |
| 19        | 1000 | 10000 | 1000     |
| 20        | 1000 | 10000 | 1000     |
| 21        | 1000 | 10000 | 1000     |
| 22        | 1000 | 10000 | 1000     |
| 23        | 1000 | 10000 | 1000     |
| 24        | 1000 | 10000 | 1000     |
| 25        | 1000 | 10000 | 1000     |
| 26        | 1000 | 10000 | 1000     |
| 27        | 1000 | 10000 | 1000     |
| 28        | 1000 | 10000 | 1000     |
| 29        | 1000 | 10000 | 1000     |
| 30        | 1000 | 10000 | 1000     |
| 31        | 1000 | 10000 | 1000     |
| 32        | 1000 | 10000 | 1000     |
| 33        | 1000 | 10000 | 1000     |
| 34        | 1000 | 10000 | 1000     |
| 35        | 1000 | 10000 | 1000     |
| 36        | 1000 | 10000 | 1000     |
| 37        | 1000 | 10000 | 1000     |
| 38        | 1000 | 10000 | 1000     |
| 39        | 1000 | 10000 | 1000     |
| 40        | 1000 | 10000 | 1000     |
| 41        | 1000 | 10000 | 1000     |
| 42        | 1000 | 10000 | 1000     |
| 43        | 1000 | 10000 | 1000     |
| 44        | 1000 | 10000 | 1000     |
| 45        | 1000 | 10000 | 1000     |
| 46        | 1000 | 10000 | 1000     |
| 47        | 1000 | 10000 | 1000     |
| 48        | 1000 | 10000 | 1000     |
| 49        | 1000 | 10000 | 1000     |
| 50        | 1000 | 10000 | 1000     |

Asentamiento Humano de Macho y Comandado de Inhere Social denominado "MIRANDA GRANDE SECTOR LOS SAUCES"

SECTOR LOS SAUCES  
Parroquia Arroyo Grande - Canton Guayaquil

IMPANTACION GENERAL CUADRO DE LINEAS REJUNION DE AREAS  
CORTE DE VAS CROCIGRAMA VALORADO  
PERFILES DEL TERRENO REJUNION DE AREAS

PROYECTO: SKETCH CAD  
AUTOR: ING. JACQUELINE A. PARDELE  
FECHA: DICIEMBRE 2017  
Escala: 1/1



| PROPIEDAD | AREA | VALOR | IMPUESTO |
|-----------|------|-------|----------|
| 1         | 1000 | 10000 | 1000     |
| 2         | 1000 | 10000 | 1000     |
| 3         | 1000 | 10000 | 1000     |
| 4         | 1000 | 10000 | 1000     |
| 5         | 1000 | 10000 | 1000     |
| 6         | 1000 | 10000 | 1000     |
| 7         | 1000 | 10000 | 1000     |
| 8         | 1000 | 10000 | 1000     |
| 9         | 1000 | 10000 | 1000     |
| 10        | 1000 | 10000 | 1000     |
| 11        | 1000 | 10000 | 1000     |
| 12        | 1000 | 10000 | 1000     |
| 13        | 1000 | 10000 | 1000     |
| 14        | 1000 | 10000 | 1000     |
| 15        | 1000 | 10000 | 1000     |
| 16        | 1000 | 10000 | 1000     |
| 17        | 1000 | 10000 | 1000     |
| 18        | 1000 | 10000 | 1000     |
| 19        | 1000 | 10000 | 1000     |
| 20        | 1000 | 10000 | 1000     |
| 21        | 1000 | 10000 | 1000     |
| 22        | 1000 | 10000 | 1000     |
| 23        | 1000 | 10000 | 1000     |
| 24        | 1000 | 10000 | 1000     |
| 25        | 1000 | 10000 | 1000     |
| 26        | 1000 | 10000 | 1000     |
| 27        | 1000 | 10000 | 1000     |
| 28        | 1000 | 10000 | 1000     |
| 29        | 1000 | 10000 | 1000     |
| 30        | 1000 | 10000 | 1000     |
| 31        | 1000 | 10000 | 1000     |
| 32        | 1000 | 10000 | 1000     |
| 33        | 1000 | 10000 | 1000     |
| 34        | 1000 | 10000 | 1000     |
| 35        | 1000 | 10000 | 1000     |
| 36        | 1000 | 10000 | 1000     |
| 37        | 1000 | 10000 | 1000     |
| 38        | 1000 | 10000 | 1000     |
| 39        | 1000 | 10000 | 1000     |
| 40        | 1000 | 10000 | 1000     |
| 41        | 1000 | 10000 | 1000     |
| 42        | 1000 | 10000 | 1000     |
| 43        | 1000 | 10000 | 1000     |
| 44        | 1000 | 10000 | 1000     |
| 45        | 1000 | 10000 | 1000     |
| 46        | 1000 | 10000 | 1000     |
| 47        | 1000 | 10000 | 1000     |
| 48        | 1000 | 10000 | 1000     |
| 49        | 1000 | 10000 | 1000     |
| 50        | 1000 | 10000 | 1000     |

PERFIL LONGITUDINAL X-X

PERFIL LONGITUDINAL Y-Y