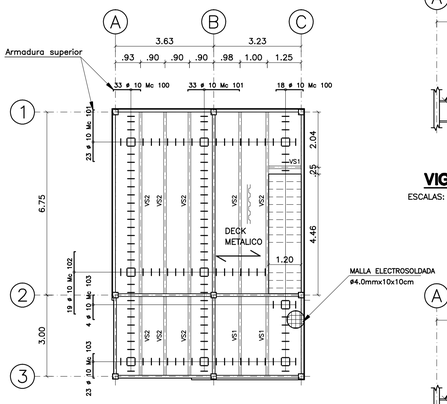

LOSA Nv: +2.80

ESCALA: 1:100
CANTIDAD = 1

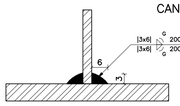

DETALLE A

ESCALA: S/E

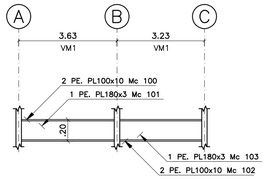

VIGAS EJES 1, 3 Nv: +2.80

ESCALAS: H:1:100 V:1:25
CANTIDAD = 2

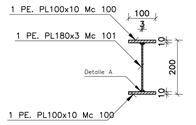

VIGAS VM1

ESCALA: 1:10

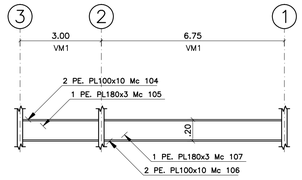

VIGAS EJES A, C Nv: +2.80

ESCALAS: H:1:100 V:1:25
CANTIDAD = 2

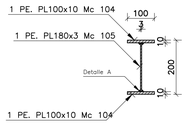

VIGAS VM1

ESCALA: 1:10

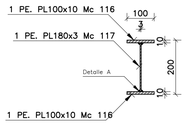

VIGAS VS1

ESCALA: 1:10

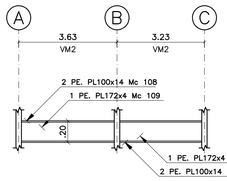

VIGA EJE 2 Nv: +2.80

ESCALAS: H:1:100 V:1:25
CANTIDAD = 1

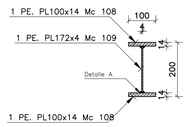

VIGAS VM2

ESCALA: 1:10

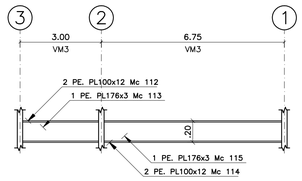

VIGA EJE B Nv: +2.80

ESCALAS: H:1:100 V:1:25
CANTIDAD = 1

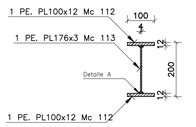

VIGAS VM3

ESCALA: 1:10

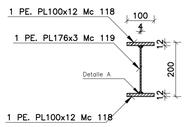

VIGAS VS2

ESCALA: 1:10

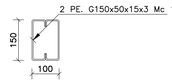

CORTE 1-1

ESCALA: 1:10

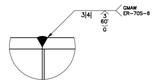

DETALLE D

ESCALA: S/E

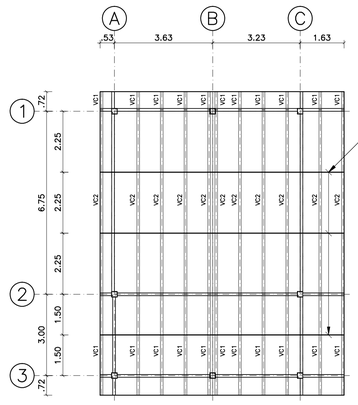

CUBIERTA

ESCALA: 1:100
CANTIDAD = 1

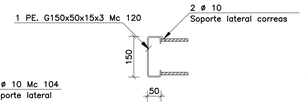

CORREAS VC1

ESCALA: 1:10

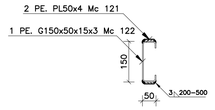

CORREAS VC2

ESCALA: 1:10

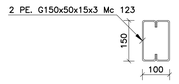

VIGAS EJES A, C

ESCALA: 1:10

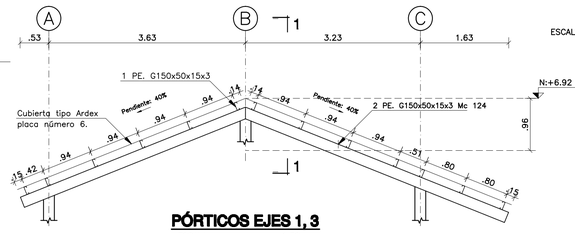

PÓRTICOS EJES 1, 3

ESCALA: 1:50
CANTIDAD = 2

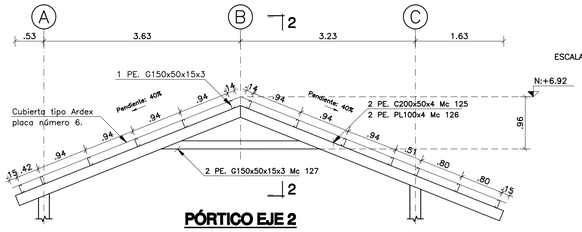

PÓRTICO EJE 2

ESCALA: 1:50
CANTIDAD = 1

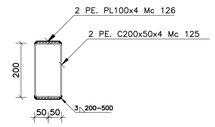

CORTE 2-2

ESCALA: 1:10

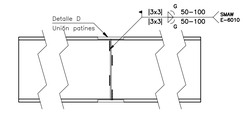

UNIÓN VIGA PRINCIPAL-SECUNDARIA

ESCALA: S/E

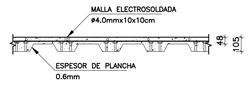

CORTE TIPICO DE LOSA

ESCALA: 1:10

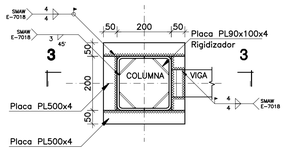

UNIÓN VIGA-COLUMNA

ESCALA: 1:10

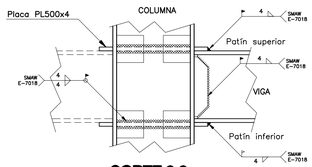

CORTE 3-3

ESCALA: S/E

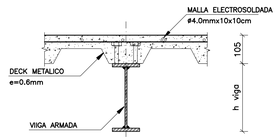

CORTE TIPICO DE LOSA

ESCALA: 1:10

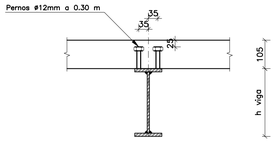

CONECTORES DE CORTANTE

ESCALA: 1:10

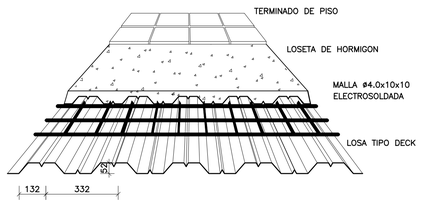

DETALLE DE LOSA

ESCALA: S/E

PLANILLA ACERO ESTRUCTURAL

Mc.	Perfil	Nº	LONGITUD desarr.	LONGITUD total	PESO	OBSERVACIONES
Vigas ejes 1,3, A,C						
100	PL100x10	4	3.42	13.68	107.39	
101	PL180x3	2	3.42	6.84	29.00	
102	PL100x10	4	3.02	12.08	94.83	
103	PL180x3	2	3.02	6.04	25.61	
104	PL100x10	4	2.80	11.20	87.92	
105	PL180x3	2	2.80	5.60	23.74	
106	PL100x10	4	6.55	26.20	205.67	
107	PL180x3	2	6.55	13.10	55.54	
Vigas ejes 2, B						
108	PL100x14	2	3.42	6.84	75.17	
109	PL172x4	1	3.42	3.42	18.47	
110	PL100x14	2	3.02	6.04	66.38	
111	PL172x4	1	3.02	3.02	16.31	
112	PL100x12	2	2.80	5.60	52.75	
113	PL176x3	1	2.80	2.80	11.59	
114	PL100x12	2	6.55	13.10	123.40	
115	PL176x3	1	6.55	6.55	27.12	
Vigas VS1, VS2						
116	PL100x10	2	7.02	14.04	110.21	
117	PL180x3	1	7.32	7.32	31.04	
118	PL100x12	2	42.25	84.50	795.99	
119	PL176x3	1	43.05	43.05	178.23	
Cubierta						
120	G150x50x15x3	1	57.07	57.07	349.84	
121	PL50x4	2	88.40	176.80	277.58	
122	G150x50x15x3	1	88.40	88.40	541.89	
123	G150x50x15x3	2	21.78	43.56	267.02	
Pórticos ejes 1,3						
124	G150x50x15x3	4	9.70	38.80	237.84	
Pórtico eje 2						
125	C200x50x4	2	9.70	19.40	174.79	
126	PL100x4	2	9.70	19.40	60.92	
127	G150x50x15x3	2	2.93	5.86	35.92	

RESUMEN DE MATERIALES

ELEMENTO	Peso Acero (A36) Fy = 2540 ó 2400 Kg/cm² (Kg)										TOTAL
	G150x50 15x3	C200x 50x4	PL180x3	PL176x3	PL50x4	PL100x4	PL172x4	PL100x10	PL100x12	PL100x14	
Vigas ejes 1,3, A,C			133.89					495.81			629.70
Vigas ejes 2, B				38.71			34.78		176.15	141.55	391.19
Vigas VS1, VS2			31.04	178.23				110.21	795.99		1115.47
Cubierta	1158.75				277.58						1436.33
Pórticos ejes 1,3	237.84										237.84
Pórtico eje 2	35.92	174.79				60.92					271.63
TOTAL	1432.51	174.79	164.93	216.94	277.58	60.92	34.78	606.02	972.14	141.55	4082.16
Longitud	233.69	19.40	38.90	52.40	176.80	19.40	6.44	77.20	103.20	12.88	

Loso Nv:+2.80:
Area loso (Excluye ductos): 65.36 m2
Número de conectores de cortante ø12mm: 310 u

Cubierta:
Area: 109.77 m2

Nota: Previo al inicio de la construcción se deben presentar planos de taller que deben ser ser aprobados por el ingeniero estructural, en los que consten soldaduras, uniones, y arriostramientos.

PLANILLA DE ACEROS

Mc.	ø	TIPO	Nº	DIMENSIONES a	b	c	g	LONGITUD desarr.	LONGITUD total	PESO	OBSERVACIONES
Loso Nv:+2.80											
100	10	II	51	1.00	.05	.05		1.10	56.10	34.61	
101	10	II	56	1.90	.05	.05		2.00	112.00	69.10	
102	10	II	19	2.30	.05	.05		2.40	45.60	28.14	
103	10	II	27	.90	.05	.05		1.00	27.00	16.66	
Cubierta											
104	10	I	6	9.50				9.50	57.00	35.17	

RESUMEN DE MATERIALES

ELEMENTO	HORMIGON (m³) f'c=140 Kg/cm²	f'c=210 Kg/cm²	Aceros Fy = 4200 Kg/cm² 8	10	12	14	16	18	TOTAL (Kg)
Loso Nv:+2.80		5.23		148.51					148.51
Cubierta				35.17					35.17
TOTAL		5.23		183.68					183.68
Longitud				297.70					
Num. varillas 12 m				25					

PROYECTO :

ARQUIDIOCESIS DE QUITO

VICARIA EPISCOPAL NUESTRA SEÑORA DEL CHINCHE
PARROQUIA SAN PEDRO DE CUMBAYÁ
SITIO DE DESARROLLO Y AYUDA COMUNITARIA
CAFETERÍA
PARROQUIA SAN PEDRO DE CUMBAYÁ

CLAVE CATASTRAL ANTERIOR: 10516 06 002 PREDIO: 130745

LOCALIZACION: CALLE JUAN MONTALVO Y GABRIEL GARCÍA MORENO, SECTOR CABECERA CUMBAYÁ, PARROQUIA CUMBAYÁ, QUITO.

CONTIENE : LOSA Nv: +2.80, VIGAS EJES 1 A 3, A,B,C, CUBIERTA: PÓRTICOS, CORREAS, CORTES, PLANILLA DE ACEROS, RESUMEN DE MATERIALES.

ANALISIS Y DISEÑO ESTRUCTURAL:
ING. MSc. DIEGO W. NARVAEZ TAPIA
LP.17-6035, SENESCYT:1001-09-893556

REPRESENTANTE LEGAL:
PADRE. ANGEL MAXIMILIANO ORDOÑEZ SIGCHO
RUC. 1792022835001

ESCALA:	FECHA:	DIBUJO:	HOJA:
INDICADAS	OCTUBRE 2021	N.T.	E-02/2

SELLOS :